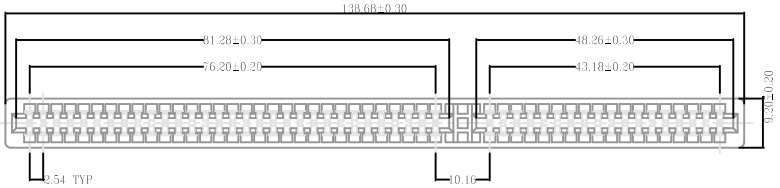

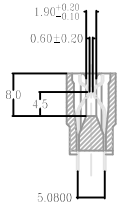

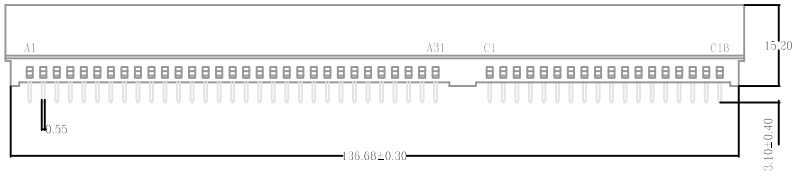

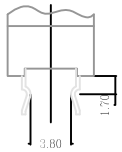

DETAIL OF KINKED

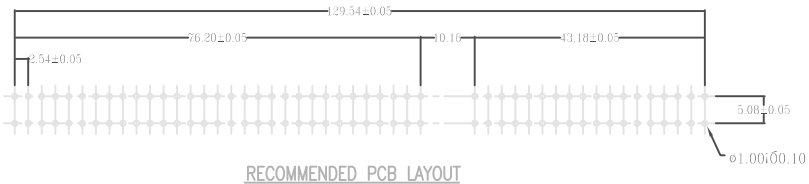

RECOMMENDED PCB LAYOUT

RoHS

MATERIAL
INSULATOR: PBT WITH 30% G.F UL 94-0,COLOT:BLACK.(PBT)
CONTACT: BRASS C2680-EH t=0.3mm
PLATING: MATING AREA- SELECT GOLD (1~30u") OVER NICKEL.(50u") SOLDER AREA- BRIGHT TIN(100u") OVER NICKEL.(50u")

ELECTRICAL
DIELECTRIC WITHSTANDING VOLTAGE: 1,000 VAC
RMS.CURRENT RATING: 3 AMP.
INSULATION RESISTANCE: 5,000 MEG. OHMS MIN. AT 500 VDC.
CONTACT RESISTANCE: 20 MILLI OHMS MAX.

MECHANICAL
INSERTION FORCE: 340 GRAMS MAX PER CONTACT
PAIR.WITHDRAWAL FORCE: 28 GRAMS MIN PER CONTACT PAIR.

ENVIRONMENTAL
TEMPERATURE RANGE: -55øX TO +85øX.

Kink Position	
8 Pair Standard	A2,A3,A24,A25,A28,A29,C16,C17 & B2,B3,B24,B25,B28,B29,D16,D17

PART NUMBER: CPM-098X1A0S-XXX

Contact Plated
0=Gold 1u"
4=Gold 10u"
5=Gold 15u"
6=Gold 30u"

Contacts Material
1=Brass
2=Phosphor Bronze

Kink Type
00=No Kink
02=2 Pair Kinks
04=4 Pair Kinks
06=6 Pair Kinks
08=8 Pair Kinks
16=16Pair Kinks

REV.	DESCRIPTION	
A	RELEASE	2009.8.27

Cosmism Electronics Corp.

TOLERANCES
X.X ±0.3
X.XX ±0.2
X.XXX ±0.1
Angle ±5°

TITLE: CARDEDGE SLOT 98 P, 2.54mm Pitch

DRAWED BY	CHECKED BY	APPROVED BY
Angela	Paise	Benson

UNIT	SCALE	SIZE	DRAW NO.	REV.
MM	NONE	A4	P-009	A

13001